



ENGINEERED
IN THE USA



RB52

Voltage: 12.8V | Capacity: 52 Ah | Energy: 665 Wh

LITHIUM IRON PHOSPHATE BATTERY **LiFePO4**

ELECTRICAL SPECIFICATIONS

Nominal Voltage	12.8 V
Nominal Capacity	52 Ah
Capacity @ 25 A	120 min
Resistance	≤50 mΩ @ 50% SOC
Efficiency	99%
Self Discharge	<3% per Month
Maximum Batteries Connected in Series	4

DISCHARGE SPECIFICATIONS

Maximum Continuous Discharge Current	52 A
Peak Discharge Current	100 A (7.5 s ±2.5 s)
Discharge Over-Current Protection	170 A ±20 A (10 ±5 ms)
Recommended Low Voltage Disconnect	11.0 V
Discharge Under-Voltage Protection	9.3 V (2.325 ±0.08 vpc) (140 ±60 ms)
Reconnect Voltage	10.5 V (2.625 ±0.1 vpc)
Short Circuit Protection Response Time	About 100µs

TEMPERATURE SPECIFICATIONS

Discharge Temperature	-4 to 140 °F (-20 to 60 °C)
Charge Temperature*	-4 to 113 °F (-20 to 45 °C)
Recommended Storage Temperature	23 to 95 °F (-5 to 35 °C)
BMS High Temperature Cut-Off	176 °F (80 °C)
Reconnect Temperature	122 °F (50 °C)

*Refer to charge currents below 32°F (0°C)

MECHANICAL SPECIFICATIONS

Dimensions (L x W x H)	7.8 x 6.5 x 6.51" 198 x 167 x 165.6 mm
Weight	13.7 lbs (6.2 kg)
Terminal Type	M8 x 1.25 x 12mm
Terminal Torque	80 - 100 in-lbs (9 - 11 N-m)
Case Material	ABS & PC blend (UL94-V0 flame rating)
Enclosure Protection (Waterproof Rating)	IP67
Cell Type - Chemistry	Cylindrical - LiFePO ₄

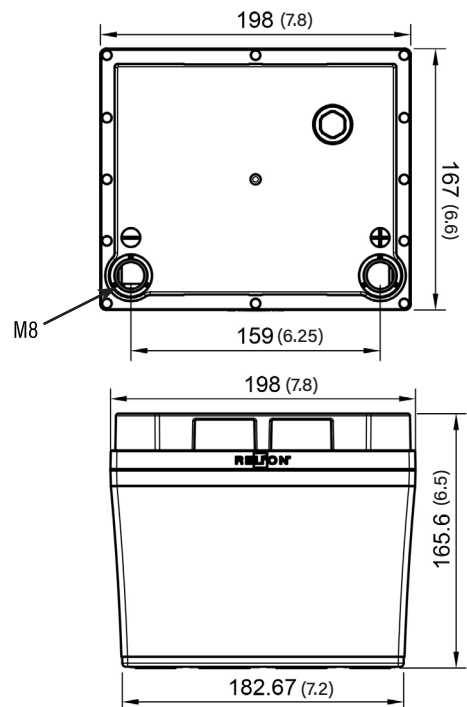
CHARGE SPECIFICATIONS

Recommended Charge Current	2.5 A - 25 A
Maximum Continuous Charge Current	52 A
Charge Current 14 to 32 °F (-10 to 0 °C)	≤0.1 C (10 A)
Charge Current -4 to 14 °F (-20 to -10 °C)	≤0.05 C (5 A)
Recommended Charge Voltage	14.2 V - 14.6 V
BMS Charge Voltage Cut-Off	15.4 V (3.85 ±0.025 vpc) (1.1 ±0.4 s)
Reconnect Voltage	14.5 V (3.62 ±0.05 vpc)
Balancing Voltage	14.4 V (3.6 ±0.025 vpc)

COMPLIANCE SPECIFICATIONS

Certifications	UN38.3, CE & UKCA (battery) UL1642 (cells) (File# MH64523) IEC62133 (cells)
Shipping Classification	UN 3480, CLASS 9

DIMENSIONAL SPECIFICATIONS





ENGINEERED
IN THE USA



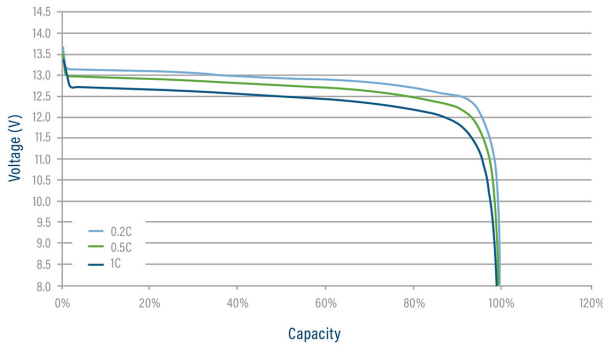
RB52

Voltage: 12.8V | Capacity: 52 Ah | Energy: 665 Wh

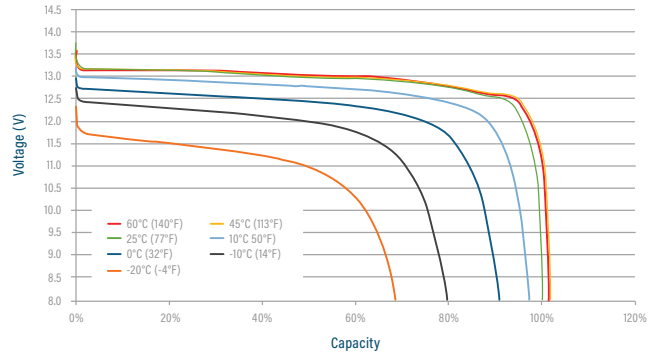
LITHIUM IRON PHOSPHATE BATTERY **LiFePO4**

TYPICAL LITHIUM IRON PHOSPHATE CHARACTERISTICS*

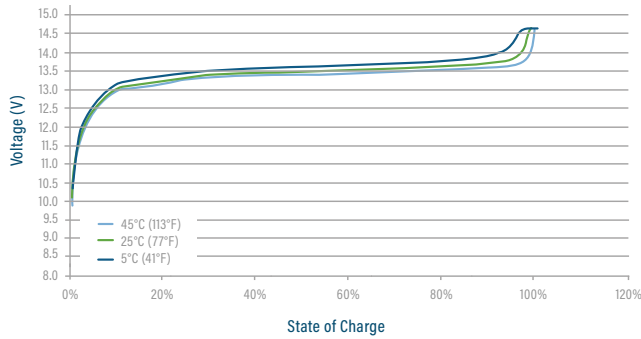
DISCHARGE VOLTAGE CHARACTERISTICS AT VARIOUS RATES
25°C (77°F)



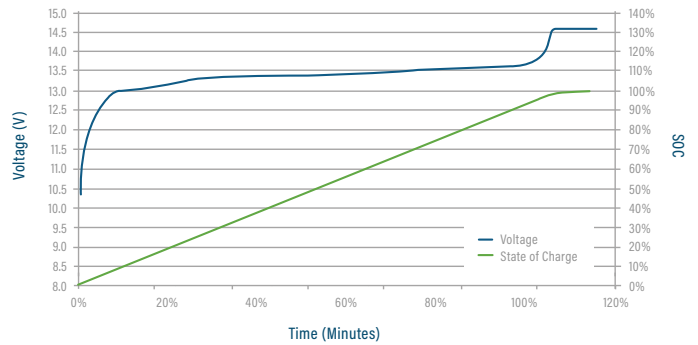
DISCHARGE VOLTAGE CHARACTERISTICS AT VARIOUS TEMPERATURES
DISCHARGE 1C



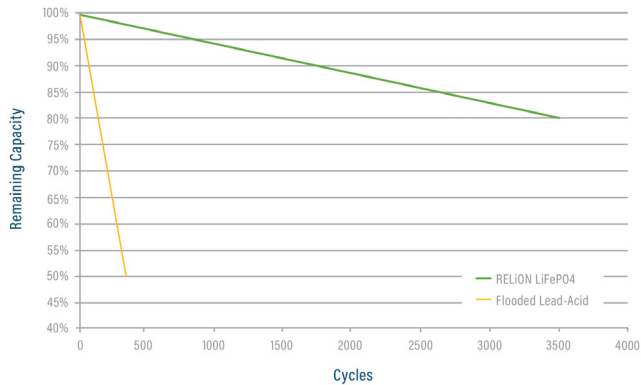
CHARGE VOLTAGE CHARACTERISTICS AT VARIOUS RATES
CHARGE 0.2C



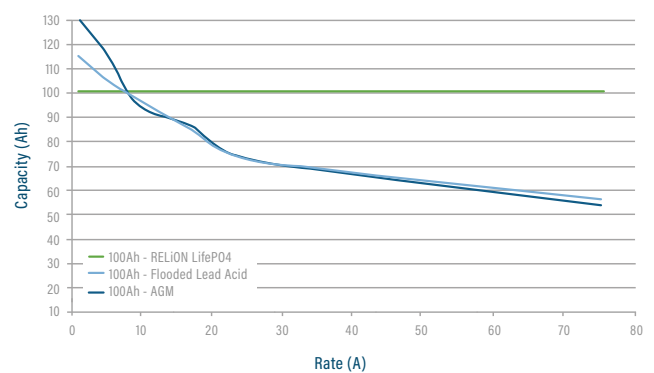
CHARGE VOLTAGE AND STATE OF CHARGE (SOC)
CHARGE 0.2C @ 25°C (77°F)



CYCLE LIFE VS. DEPTH OF DISCHARGE (DOD) AT 80%
DISCHARGE 0.5C/CHARGE 0.5C @ 25°C (77°F)



CAPACITY OF RELI³ON LiFePO4 vs. LEAD ACID
at VARIOUS RATES OF DISCHARGE



*Performance between applications and batteries may vary. All results should be independently verified by customer.

